

# Reception Induction Meeting for Parents

## 2023 Entry





Mrs Dunne  
EYFS Phase Leader

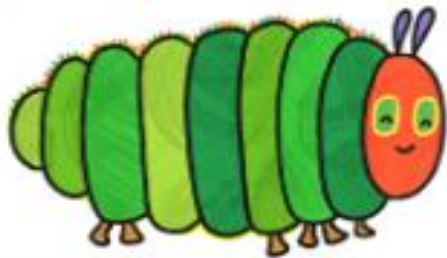


Mrs Buckles  
Monday – Wednesday



Mrs Hoey -  
Thursday and Friday

Caterpillar Class



Ladybird Class





# Adults supporting in Caterpillars



Mrs Wedderburn -  
Mornings



Mrs Hutchins -  
Afternoons



Mrs White -  
Speech and  
Language





# Adults supporting in Ladybirds



Mrs Paternoster



Mrs Clarke



Mrs White –  
Speech and  
Language

# Our Curriculum





# Communication and Language

Adults introduce new vocabulary, model language and pose questions. I wonder ..?





# Personal, Social and Emotional Development

Build relationships, express feelings, consider others, develop resilience and perseverance.





# Physical Development

Fine and gross motor skills.





# Maths



Count, compare numbers, explore addition and subtraction, investigate shape and measure.





# Literacy

Learn sounds, read words, write letters, write captions and sentences.





# Understanding the World

Find out about and explore family, community, the world around them.





# Expressive Arts and Design

Create, explore and express ideas through music and art.





# Entrance Doors

School begins: 8.50am – 9.00am

Home time: 3.30pm



**Caterpillar Class**



**Ladybird Class**



# Lunchtime



**Pantry School Meals**

Create a New Account

**The Pantry – Register online.  
Information can be found on your Admission letter.**





**Reception children eat in a separate hall to the older children. Staff remain with them to ensure they are happy and settled.**



## Key Timetable Information



**PE Days – Please send children to school dressed in their PE kit on these days. They will wear their PE kit all day.**

**You will be informed in September which days your child has PE.**





# Uniform



Uniform can be ordered on line (via link on our website) or from the school uniform shop in town. PGM.

Please ensure your child arrives at school wearing correct uniform.



Rushmere Hall

*Uniform 19*



Blue School Jumper



Pale Blue Polo



Charcoal Grey regular fit trousers



Charcoal grey KNEE LENGTH skirt



Summer Dress



Black shoes

Seasonal Option Wellington Boots





# P.E. Kit



Children need to arrive at school wearing their P.E. kit on their P.E days.



## KS1 & KS2 P.E Kit

School PE-Shirt



Seasonal Options

Dark coloured tracksuit  
Year 5 & 6



Dark Blue or Black Shorts



Swim shorts (above knee) / trunks or fitted shorts  
ANY COLOUR

Sports Trainers for P.E.  
Year 3 - 6



Black plimsolls  
Year 1 & 2



Swimming hat  
ANY COLOUR



1-piece swimming costume  
ANY COLOUR



P.E. Bag  
(including your child's name)







# Key Timetable Information



- Children need wellies in school everyday because we will be playing outside
- Children need to bring a drink (plastic bottle) every day which they are encouraged to drink from regularly.
- We spend a lot of time outdoors in Reception and the doors are always open. Therefore please make sure your child wears warm clothes on colder days.
- Please bring a spare set of clothes to be kept in school. Your child may need to change due to playing in the water or playing outside in damp weather!





## Key Timetable Information




Library books will be changed every other Friday. Children will be unable to change their library book until they have returned their previous one.



At Parent's Evening we will explain to you when your child will start bringing a reading book home.



**PLEASE BRING BOOK BAGS EVERY DAY**








# Autumn Curriculum Map



This what the classes are going to be learning during the Autumn term...

<p><b>PHYSICAL DEVELOPMENT</b></p> <ul style="list-style-type: none"> <li>• Playing ring games</li> <li>• Using tools safely</li> <li>• Learning about how to be healthy</li> <li>• Describing the changes my body after being active.</li> <li>• Moving with control and co-ordination over, under, through various small apparatus.</li> <li>• Using a range of small and large equipment.</li> <li>• Using a range of malleable materials in my.</li> <li>• Cosmic Yoga</li> </ul>		<p><b>PERSONAL, SOCIAL AND EMOTIONAL</b></p> <ul style="list-style-type: none"> <li>• Creating class rules with my friends.</li> <li>• Participating in turn taking games</li> <li>• Trying outing new activities independently and selecting resources independently.</li> <li>• Dressing and undressing independently for P.E</li> <li>• Learning routines of the school day</li> <li>• Learning to think about the feelings of others</li> <li>• Learning and talking about my family and other people who are important to me</li> </ul>		<p><b>COMMUNICATION AND LANGUAGE</b></p> <p>New Vocabulary: family, unique, features, personality</p> <ul style="list-style-type: none"> <li>• Develop their understanding of language by being encouraged to listen to ideas and respond to others.</li> <li>• Develop their vocabulary</li> <li>• Use language in their play</li> <li>• Organise and sequence ideas when talking</li> </ul>	
<p><b>LITERACY</b></p> <ul style="list-style-type: none"> <li>• Learning to recognise and write my name.</li> <li>• Learning to write familiar words such as mum and dad.</li> <li>• Writing about my family and myself.</li> <li>• Learning to write for a purpose e.g. making lists, labelling pictures.</li> <li>• Reading a range of fiction books.</li> <li>• Learning different sounds that letters make (phonics).</li> <li>• Learning to blend sounds together to make simple sounds.</li> </ul> <p><u>Books:</u></p> <ul style="list-style-type: none"> <li>• It's ok to be different</li> <li>• Titch</li> <li>• Super-duper you</li> </ul> <p><b>Show and Tell:</b></p> <ul style="list-style-type: none"> <li>• A baby photo</li> <li>• A family picture</li> </ul>	<p><b>MATHS</b></p> <ul style="list-style-type: none"> <li>• Learning to count, recognise and order numbers to at least 10.</li> <li>• Learning to match numbers to the quantities of groups to at least 10.</li> <li>• Learning to say the number one more/less than a number up to 10.</li> <li>• Learning to name and describe simple 2D shapes.</li> <li>• Sorting shapes and objects by colour and size.</li> <li>• Learning to create repeating patterns.</li> <li>• Comparing friends, my family and myself and putting the findings into simple graphs and tables.</li> <li>• Ordering events in my day.</li> </ul>	<p><b>EXPRESSIVE ART AND DESIGN</b></p> <ul style="list-style-type: none"> <li>• Drawing pictures of myself using mirrors.</li> <li>• Drawing pictures of my family.</li> <li>• Thinking about colours and using them appropriately in my work.</li> <li>• Using a range of objects to print e.g. shoes, hands.</li> <li>• Learning new songs linked to our learning.</li> <li>• Role-play.</li> <li>• Acting out stories using puppets and props.</li> <li>• Using a range of materials to make collages and models.</li> </ul>	<p><b>UNDERSTANDING THE WORLD</b></p> <ul style="list-style-type: none"> <li>• Using all 5 senses to investigate the area around them.</li> <li>• Recording similarities and differences between each other.</li> <li>• Going on local walks around the school grounds.</li> <li>• Learning about different parts of the body.</li> </ul> <div style="text-align: center;">  </div>		





# Key Timetable Information EXAMPLE



Timetable Class Reception 2022/23

Time	Monday	Tuesday	Wednesday	Thursday	Friday
8.50 – 9.00	Register		Register	Register	
9.05 -9.45.00	Read Write Inc		'Have a go writing'	Read Write Inc	
9.45 – 10.00	Continuous Provision			Continuous Provision	
10.00 - 10.15	Playtime				
10.15 – 10.30	Snack time/ Story time				
10.30 – 10.45	Maths whole class input		'Have a go writing'	Maths whole class input	
10.45 – 11 .40	Continuous Provision			Continuous Provision	
11.40 – 12.00	Dough Disco / Story time				
12.00 – 1.15	Lunch time				
1.15 – 1.35	PSHE/RE	Understanding of the World	'Have a go writing'	Music	Understanding of the World
1.35 – 3.00	PE - Mr Castelle	Continuous Provision	PE 'Big Movement'	Continuous provision	Continuous provision
3.00 – 3.10	Talk for writing				
3.10 – 3.25	Story time				



# How to help prepare your child for school ...

Putting on their own coat and wellies/shoes.



Practising fine motor skills.



**Communication**

**Come and talk to  
us!**



# Try not to worry!

We create a happy and encouraging environment for your child. We believe happy children become confident learners.



The logo features the word 'Eko' in a dark grey, sans-serif font, centered within a stylized oval shape. This oval is composed of two overlapping, curved lines that create a sense of motion or a lens. The inner line is a vibrant green, while the outer line is a lighter, yellowish-green. The background of the entire image is a smooth gradient from light blue at the top to a deeper blue at the bottom.

Eko

Collaborating to learn





