



How to help your child with reading



Reading is one of the most important skills your child will learn. **“The more you read the more you will know. The more you learn the more places you will go”.** Dr Suess

- **Most important thing – from a very early age...**
 - **Talking and listening**
- **Reading with and to your child**
 - **Playing listening games**
 - **Singing songs and rhymes**

All these things will help to build up connections in the brain, an enjoyment of language and confidence to try things out.





Read Write Inc



Read Write Inc is a structured and systematic approach to teaching reading. **We teach daily lessons.**

“It is designed to create fluent readers, confident speakers and willing writers.”

- Children are carefully assessed and taught in a group with other children who are learning **exactly** the same sounds.
- They only read books during RWInc which contain sounds they have already been taught.
- 100% success means they gain confidence and fluency quickly.
- ‘Fred Frog’ helps the children learn and little rhymes and tricks keep it exciting!



How do phonics help us learn to read?



Meet Fred Frog



**Fred can only talk in sounds.
He says c-a-t. Not cat.
We call this Fred Talk.
Children learn to blend the
sounds together to help Fred.**





Blending



We begin blending as soon as the first few sounds are learnt:



mat sat pin tag sip gap nip



Special friends



Some sounds have **special friends**. This is when 2 or even 3 letters join together to make one sound.

For example **s** and **h** make the sound **sh** when they are next to each other.



Special Friends



ai



snail in the rain

3 part: snail, tail, rain; part: snail, rain;
rain, rain, snail



Roar the bear

2. Roar: roar, roar, roar; Roar: Roar, roar

ow

aw



gaze at dawn

3. gaze: gaze, gaze, gaze; dawn: dawn, dawn;
dawn, gaze, gaze, gaze

ay



may I play?

2. may: may, may, may; play: play, play

As we develop confidence...



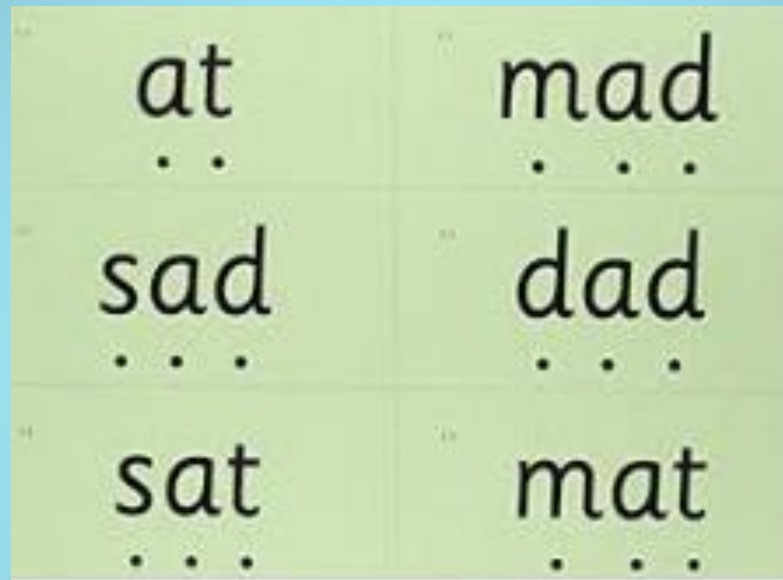
- **Fred Talk**
- **Fred in your head**
- **Speed reading**

paid

seat



Green Words



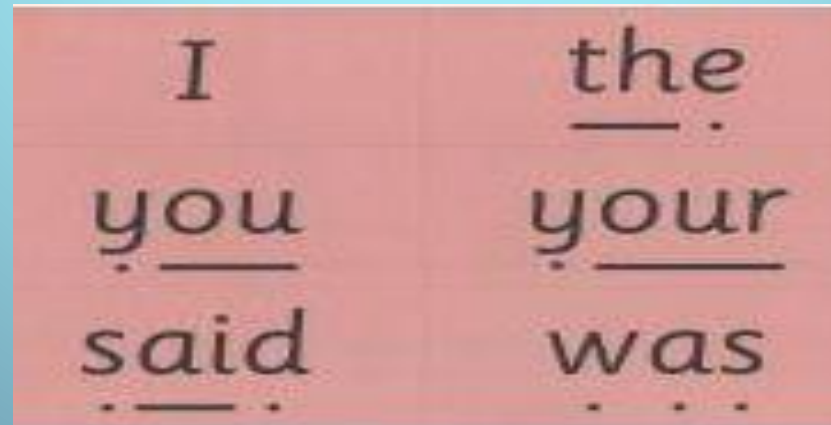
We use Fred Talk to decode green words.



Red Words



Red words are words in which the sounds don't make the usual sound. We know it will be hard to Fred Talk these.





Alien Words



These words are used in the Year 1 Phonics Screening test. They help us assess the children's phonic understanding.

 ect	 shog
 jat	 stip
 yod	 bulm
 keb	 quock
 toin	 voisk

Fred Fingers for spelling



Say the word and pinch the sounds

RWInc strategies ... some of the things you may hear about!

1,2,3 well done me!
Fan – tastic!
Spectacular!



Positivity and passion!
We all want the children
to succeed



Silent signals keep
the pace



EVERYONE participates!

- Sticks of power
- TTYP
- MTYT

Read Write Inc Lesson

Teach the sound

oa



Read Speed Sounds

Read all previously taught sounds
plus new sound




Read Green Words

Words with new sound – Fred
Talk

goat toast

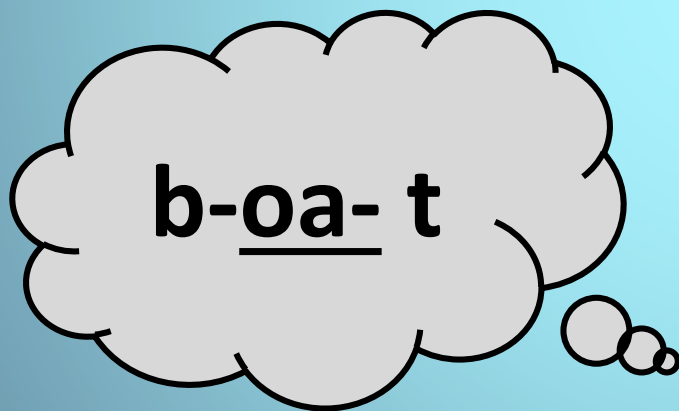
boat road

coat



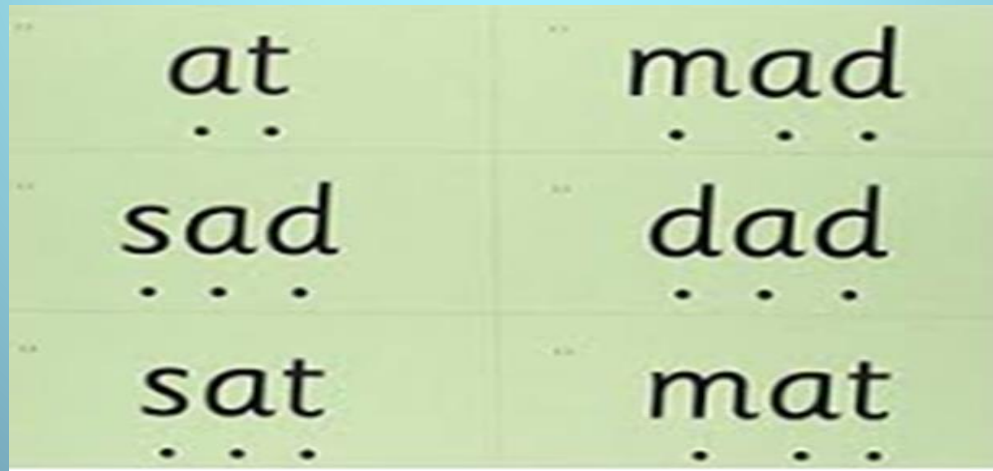
Fred in your Head

First sound out in your
head then say it out loud



Speedy Reading

How quickly can you read these words we have already been taught?



Fred Fingers for Spelling

Spell words including today's sound

goat toast

boat road

coat



Use your Stick of Power

Take turns to point to the words so your partner can read them

Speedy Green Words Ask your child to read the words clearly and quickly – across the rows, down the columns, and in and out of order.

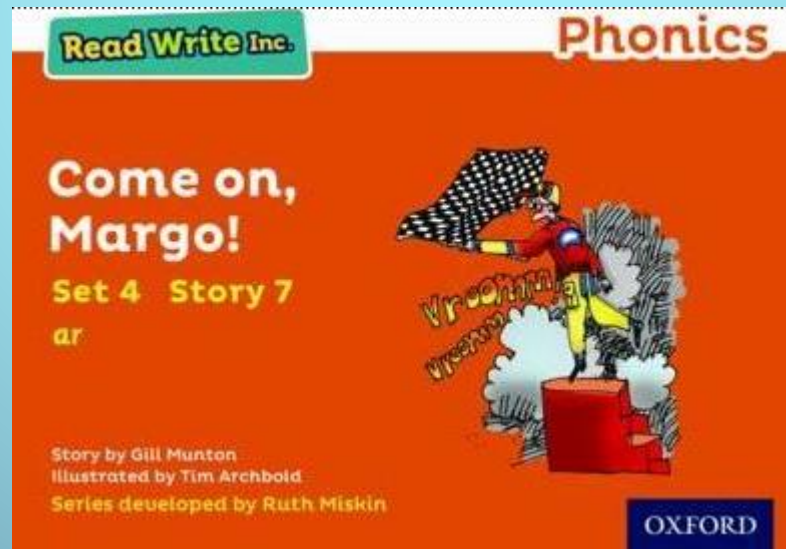
with	fat	with
thin	and	on
us	cat	in
dog	sit	and



Reading Book



Read your book with your partner



Well Done!



**Hip hip hooray! – You
were spec – tacular!**

How to help your child at home



Play oral blending games



In the car, at tea time, walking to school....

Take turns to use Fred Talk and then guess the word.

“Let’s go to the **p-ar-k**”

“Pass the **sh-a-m-p-oo**”

Book Bags and Zip Wallets



Please make sure your child has a book bag to keep share at home books and library books in.

RWI sounds, words and books as well as reading diaries are kept in zip wallets.

**Every Friday your
child will bring
home ...**





Early Reading



At the very first stage in Reception children will bring home the letter sounds they have been taught that week.

m

a



s

d



You may cut up these sound cards
and use them as flash cards.

How speedily
can you read
the sounds?




Play games using Fred Talk and
blending different sounds
together. **m-a-d** **S-a-m**



Sound Level



First books with single words to sound out and blend.





Ditty Level



Sheets with daily sounds, words and short stories

Ditty 8: a cub sits

Speed Sounds - read the sounds (not the letter name)

c a u b s o i g m t n p d k


Green Words - read these words by blending the sounds together

in cub mud sun pup kit bin on
dig digs sit sits nap naps

Red Words - read these words but tell your child the word if they get stuck

the

a cub sits in the sun
a pup digs in the mud
a kit naps on the bin



Remember not to read the Ditty to your child first.
As your child reads the Ditty, be patient and give your child plenty of praise.

© Oxford University Press 2020. This page may be reproduced for use solely within the purchaser's school or college.

4 sheets every Friday



Book Bag Books



RWInc Reading Scheme.

They include the sounds your child has been taught in school.

Children should be able to decode the words and read with only a little support.

How to use the Book Bag Books



How to help your child read this book

This book gives your child extra practice in reading a story that includes words he or she has learnt at school.

Ask your child to read the Story Green Words and Red Words below, before reading the story. Do not read the story to your child first. Point to the words as he or she reads. If your child hesitates, help him or her to sound/blend the word.

Reread each sentence or page to keep the plot moving. Children's attention is focused on reading the words and they find it hard to focus on the story at the same time.

Don't make them struggle too much and praise them when they succeed. Do it all with patience and love!

Story Green Words

Story Green Words are made up of sounds your child has already learnt. This book contains the following green words:

black next pond

Red Words

Red Words are harder to read because the letters represent unusual sounds. Ask your child to read the red words, but if he or she gets stuck on a word, read the word to your child. This book contains the following red words:

said no to the what are of



Important note

Read stories to your children that are beyond the level they can read for themselves – every evening. They'll only want to become readers if they experience the joy of listening to a range of stories, non-fiction and poetry. They soon, they will be able to read these books for themselves, as well as look to them.

How to use the Black and White Books

Do the same with the Green Word chart, Red Words and Story Green Words.

Speedy Green Words

Ask your child to read the words clearly and quickly – across the rows, down the columns, and in and out of order.

with	fat	with
thin	and	on
us	cat	in
dog	sit	and

Red Words

Red words don't sound like they look. Ask your child to read the words but if he or she gets stuck read the word to your child.

<u>the</u>	<u>your</u>	put
I	he	of
my	put	no
<u>the</u>	<u>your</u>	he

Use the parent guidance ...

All the books have helpful tips and ideas of questions to ask and how to develop comprehension.

Questions to chat about


Read the questions aloud to your child and ask him or her to find the answers on the relevant pages. Do not ask your child to read the questions – the words are harder than he or she can read at the moment.


- p.4 What colour is Sam's truck?
- p.6 What is in the truck?
- p.8 Is Sam's truck big or small?
- p.9 Where is Sam's truck?




Reading Log

**Please read with
your child at least 5
times a week.**

 Year 1 Reading Log



Name: _____ Class: _____



Reading Log





Page 2

Date	Title/ Pages	Skills we focused on today	Sign
		Segmenting & blending <input type="checkbox"/> Recognising red words <input type="checkbox"/> Reading with fluency <input type="checkbox"/> Using expression <input type="checkbox"/> Talking about the text <input type="checkbox"/>	
		Segmenting & blending <input type="checkbox"/> Recognising red words <input type="checkbox"/> Reading with fluency <input type="checkbox"/> Using expression <input type="checkbox"/> Talking about the text <input type="checkbox"/>	
		Segmenting & blending <input type="checkbox"/> Recognising red words <input type="checkbox"/> Reading with fluency <input type="checkbox"/> Using expression <input type="checkbox"/> Talking about the text <input type="checkbox"/>	
		Segmenting & blending <input type="checkbox"/> Recognising red words <input type="checkbox"/> Reading with fluency <input type="checkbox"/> Using expression <input type="checkbox"/> Talking about the text <input type="checkbox"/>	




Share at Home Book

These are familiar and well loved stories your child has heard at school.



Year Group Books

- When your child completes the RWInc Programme they will move on to the Year Group books. By this stage your child will be confident at decoding new words so these books will help develop greater fluency and will focus on comprehension skills.



Reading Book Stages

Group name	What reading materials will my child come home with?			
	Book Bag book	Black and white book	Share at home book	Other...
Read Write Inc Programme BEGINS A systematic approach to teaching phonics to the children with home reading materials matched to their phonic knowledge and pitched at a level that is accessible.				
SOUNDS (Set A, B, C)			✓	4x Sound cards per week
DITTY	✓ Sound blending book	✓ 4x Ditty Story reading sheets	✓	
RED	✓ Red Set	✓ Red Set	✓	
GREEN	✓ Green Set 1	✓ Green Set 1	✓	
PURPLE	✓ Purple Set 2	✓ Purple Set 2	✓	
PINK	✓ Pink Set 3	✓ Pink Set 3	✓	
ORANGE	✓ Orange Set 4	✓ Orange Set 4	✓	
YELLOW	✓ Yellow Set 5	✓ Yellow Set 5	✓	
BLUE	✓ Blue Set 6	✓ Blue Set 6	✓	
GREY	✓ Grey Set 7	✓ Grey Set 7	✓	



Remember - reading should be...

- **Relaxed**
- **Fun**
- **Positive**
- **Exciting**
- **Inspiring**

When children feel successful they rapidly develop confidence and fluency.

At Rushmere Hall we want to develop a life long love of reading.



Open
your
mind.
Open
a book.




The Journey of a
Lifetime
starts with
the turning of a
Page.
- Rachel




"Everyone is
a reader...
Some just haven't
found their favorite
book yet."



READING IS A PASSPORT
TO COUNTLESS ADVENTURES."
- MARY POPE OSBORNE



There are many little ways
to enlarge your child's world.
Love of books is the best of all.



book is A DREAM
that you hold
in your hand.

